



# New features in evasys V8.1

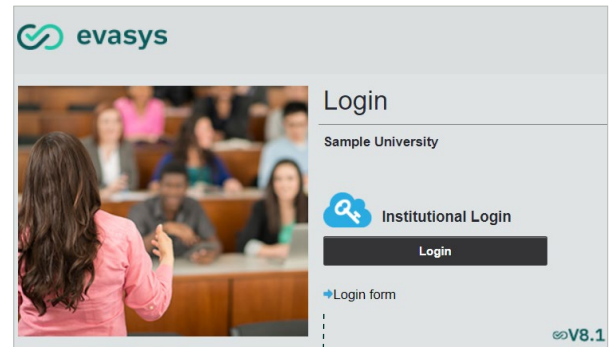
With version 8.1 evasys has been expanded to include some new functions that support and simplify your work with the software on various levels. In addition to numerous innovations in the areas of reporting, online surveys and interfaces, we have also improved and refactored the software core to ensure a stable and secure basis.

## Single Sign-on

In many organizations, access authorizations to online services and web applications are increasingly regulated by a single sign-on. With version 8.1 this will also be possible with evasys.

With single sign-on the user's login data is no longer authenticated directly by evasys. The authentication is done by the single sign-on solution in your own organization. It verifies the identity of the users and returns the information to evasys after successful verification.

Evasys supports all common single sign-on procedures based on the SAML 2.0 format, e.g. Shibboleth.



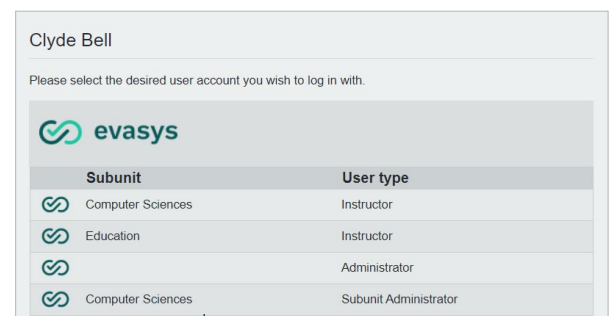
Evasys users do not need their own user ID and password to access the system, they are logged in directly using the access data of their organization. This simplifies the login process in evasys and the distribution of accesses, especially for very decentralized organizations.

In addition, the security of the login is increased because central password policies of the organization can be enforced and the password has to be transmitted only once.

## Account selection upon log-in

If users in evasys have several accounts (e.g. subunit administrator, instructor and report creator), it will be possible to link these accounts. After log-in, users can decide in which role they want to act in evasys via a selection mask.

This function can be combined with the single sign-on procedure or used without external authentication.



Evasys users with multiple accounts no longer have to log in and out with multiple login names and passwords. In the future, they will be able to access all accounts via a single login. This increases convenience, minimizes effort and at the same time reduces the risk of forgetting or confusing passwords.



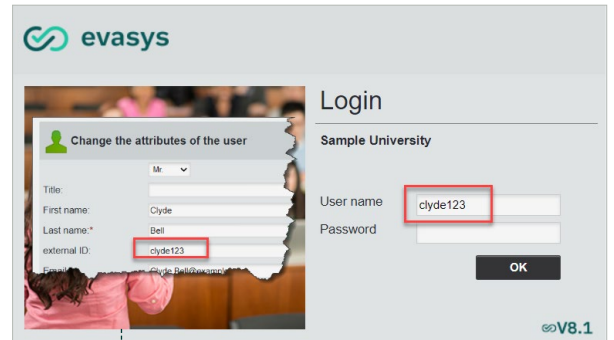
# New features in evasys V8.1

## Login with external ID

In evasys the external ID of the user can be used instead of the login name to log into the system.

The administrator can activate the login with external ID. For this purpose a new setting has been added to the configuration.

Login with the external ID can be combined with Single Sign-on.



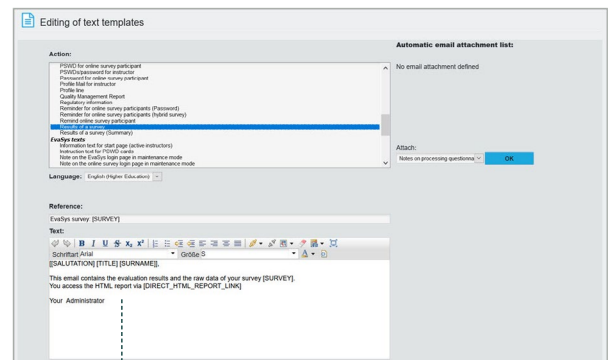
This allows the import of login data since the external ID can now be imported as a login parameter.

## HTML Report - Dispatch

In evasys version 8.0 2202 Service Pack 2 the HTML report was fundamentally revised and modernized. Now, in version 8.1, you cannot only view the reports as an administrator, but also send it to instructors by email.

The new placeholder [DIRECT\_HTML\_REPORT\_LINK] can be used in the relevant text templates, which allows for batch mailing of survey results including a link to the HTML report. The report access can be password-protected, if required. The PDF report will of course still be attached to the email.

When using the LTI interface, the HTML report can also be presented in Learning Management Systems from version 8.1 onwards.



By help of the dispatch function the versatile, modern, slim and accessible HTML report becomes a genuine and full-value alternative to the PDF report in evasys and can now be distributed on the well-known ways and without additional efforts.

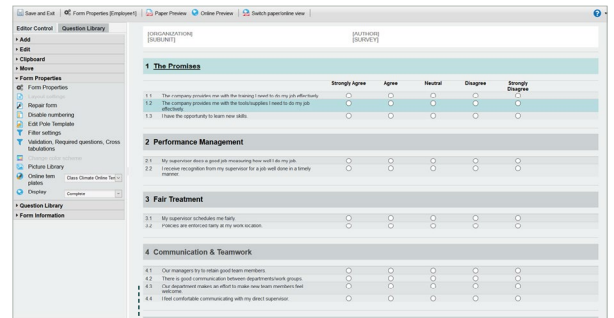


# New features in evasys V8.1

## Online view in VividForms Editor

The online view in the VividForms Editor has been completely redesigned. Like the paper view, it now also supports drag & drop and thus allows a very simple and comfortable arrangement and repositioning of questions and design elements on the questionnaire. All questions on the sheet are displayed one below the other on one page, making it easy to edit even large sheets.

For the new online view, the VividForms Editor has been fundamentally revised. The new display is now activated as the default view in the system.



More and more organizations are increasingly using online surveys for their evaluations, some of them even exclusively.

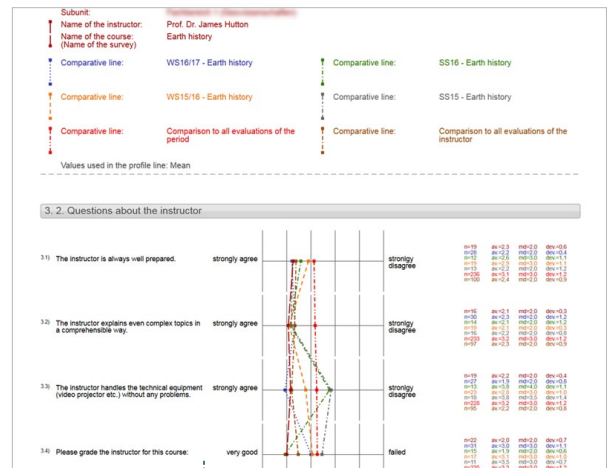
To better meet this trend, the online view in the VividForms Editor has been strengthened so that users can now edit their questionnaires for online surveys directly in the appropriate view.

## Automatic comparison lines

Automatically generated comparison lines, which can be defined in the details of a questionnaire, allow for an uncomplicated reporting on different levels.

For each questionnaire, criteria can be defined with which the respective survey results can be compared without additional effort. It is not necessary to generate corresponding comparison reports in the report creator beforehand - the required comparison data - if available - is automatically compiled from the database and displayed as profile lines in the PDF report.

Up to 5 criteria can be defined per questionnaire and these can be combined with the already known comparison lines from previous periods. Thus, up to 11 comparison lines can be automatically included in a PDF report.



The automatic comparison lines enable fast multi-level reporting without additional effort and thus provide a good basis for the classification of individual survey results.

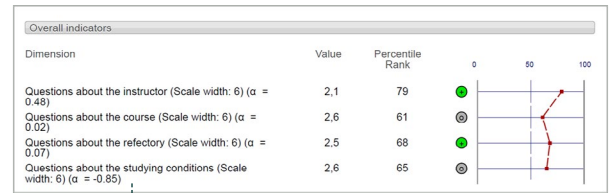


# New features in evasys V8.1

## Percentile ranking

Version 8.1 introduces an additional form of norming: the percentile ranking. In contrast to the already integrated norming, it is not based on standard values but on percentile ranks.

With the percentile ranking the results of the indicators of all courses of a comparison group are divided into 100 ranks according to a given procedure. A higher percentile rank is always better. The percentile rank 100 means that one's own course was better than all others. A percentile rank of 50 means that half of the courses were rated better, the other half worse.

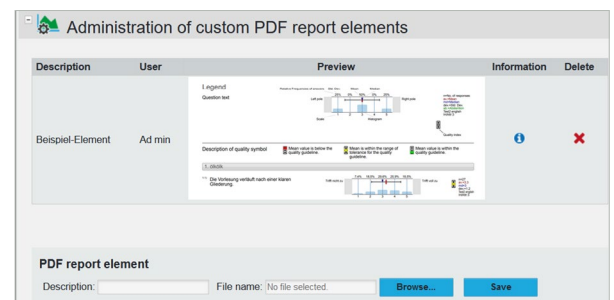


Percentile rank norming helps the report recipients to interpret and classify their survey results quickly and easily. In addition to the raw value and the percentile rank, graphic visualization in the form of color-coding and a profile line help to quickly overview and interpret the results.

## PDF report elements

With version 8.0, the new PDF report editor was introduced, which allows the individual elements of the PDF report to be arranged and settings to be made flexibly. A further flexibilization, which provides for the replacement of existing report elements by programmed elements, was already prepared at that time.

Starting with version 8.1, the report management is now extended by an import function for report elements. These can replace existing report components (e.g. replacing the previous bar chart for scaled questions with another representation) or add new report components including calculations (such as the „Net Promoter Score“ in the form of an adapted legend, an adapted histogram and an additionally calculated value).



By simply importing report elements, the PDF report can be expanded and made more flexible without much effort.



# New features in evasys V8.1

## New Default Template

With version 8.1 the “Design Template” becomes the default template for online surveys in evasys.

It covers all functions that were previously included in the evasys default template and the extended templates. With version 8.1 it is also accessible according to WCAG 2.1 AA.



All the benefits of the various online templates are now included in one modern, comprehensive, mobile-friendly and accessible online template.

## Online templates – new features

The standard online template and the Design Template integrated in evasys will include all the functions of the „Extended Online Template“ available up to now:

- Arrangement of dual scale questions either side by side or one below the other
- Calculation of the progress bar based on questions or groups
- Exclusive answer options for multiple choice questions
- Recording of the time required by participants to complete the questionnaire
- Option „Other“ as a supplementary field for single-choice and multiple-choice questions
- Filtering of question texts that should not be displayed in online surveys



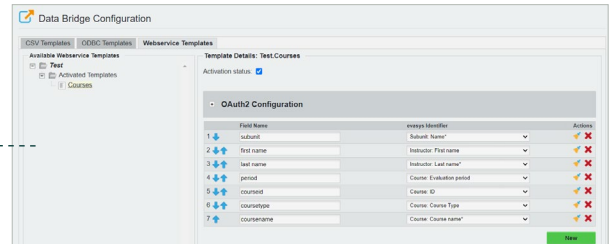
With the integration of the functions into the standard and design template, the online templates in evasys become much more flexible and extend the functionality and evaluation of online surveys in many ways.



# New features in evasys V8.1

## Webservices with the Data Bridge

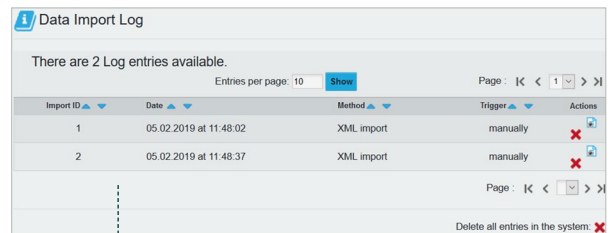
With version 8.1, the Data Bridge supports web services and thus provides additional methods for data transfer via the API.



The web services complete the import functions of the data bridge with an important and powerful interface that enables flexible and comprehensive imports.

## Data Bridge Import protocol

In the „System Information“ menu, an „Import Log“ can be accessed via a new menu. The log provides an overview of important information on the status of the import processes for Data Bridge and XML imports.

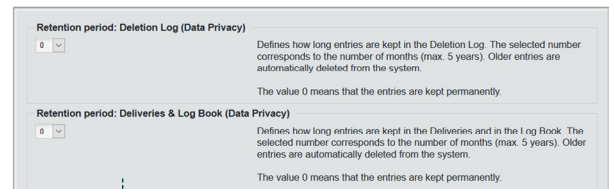


It allows you to check at a glance whether an import process was successful or whether errors occurred during the import. Additional information on the error can be accessed in a detailed view.

The import log makes import processes more transparent and possible errors easier to trace.

## Data privacy in evasys logfiles

In the configuration in the section „Data Privacy“ two settings have been added which allow to delete the contents of the protocols available in evasys if they are older than a time period to be defined by the user. In this way the logbook and the deliveries as well as the deletion log can be cleaned from old data.



In terms of data privacy regulations, these two functions make it possible to easily clean up logs that may contain personal data such as names or email addresses.



# New features in evasys V8.1

## Quick Wins - Minor Improvements in evasys

### Questionnaire comparison

When comparing questionnaires manually in the report creator, the question number will be displayed in the future, so that it can be assigned more easily.



Especially with surveys in different languages (German, Chinese, Arabic, ...) the assignment was difficult so far, because except for the question text no reference point could be used for the assignment. If the person who created the report did not know the language, the assignment could be incorrect.



Until now, the original sequence was used on the questionnaire. This meant that the diagram had to be searched for the ranking, so to speak. The new presentation is much more intuitive and allows a quick understanding of the result at first glance.

### Ranking question

The diagram of the ranking question in the PDF report has been adjusted so that the highest rated answer is displayed in the bar chart at the top. All other answers are displayed in descending order.

### Subunit administrators

In the future, the subunit administrators can be deprived of the right to create their own questions or import them into the question library. Then questionnaires may only be created based on the library questions specified by the administrator.



Organizations that work with many subunit administrators, but still want to ensure a uniform questionnaire standard and the use of validated items, can use it to prevent a proliferation of questions. A uniform quality standard can be enforced.

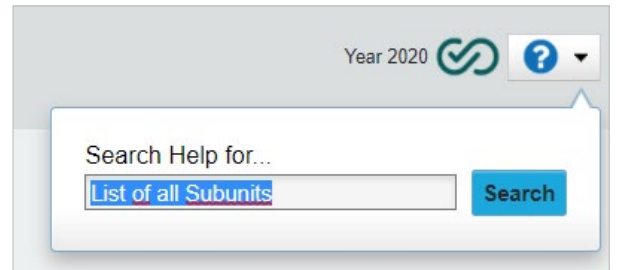


# New features in evasys V8.1

## Online Help

The online help will no longer be installed during the setup locally, rather on an external server that is managed centrally. Any textual changes in the online help will be applied directly.

If access to the server is not possible, the online help can still be installed locally.



## Data security

As a web-based application, evasys is regularly subjected to security audits by a company specialized in this field. During the development phase of version 8.1 appropriate measures resulting from the audits were implemented.



Regular audits ensure the data security of evasys, so that the application is optimally protected against attacks and manipulation.

## Refactoring

As part of the software refactoring, historical software code was revised. In addition, third-party components used were updated where necessary.



Regular refactoring and the associated updating of technologies and components used ensure that the basis is stabilized and that the software is future-proof.